


## AHS Citrix Remote Access for Android and Chrome OS

Atlantic Health System has implemented new functionality for remote access to your Citrix Portal Applications. This new solution was created for 'Remote' access only. It can be used on Atlantic and non-Atlantic devices. This document provides information about how to use Citrix Workspace to access AHS Citrix Apps.


Enrollment to [MFA](#) is only required to be done once. You can now access Citrix with Multi Factor Authentication (MFA) from a computer that is not within the AHS network:

[https://www.atlantichealth.org/content/dam/atlantichealth/Public/remoteaccess/mfa/ahs\\_mfa\\_enrollment\\_guide.pdf](https://www.atlantichealth.org/content/dam/atlantichealth/Public/remoteaccess/mfa/ahs_mfa_enrollment_guide.pdf)

1. Navigate to the **Google Play Store** on your Mobile Device as shown below




2. Search for the **Citrix Workspace** App. Via the Search tool bar and install it as shown in steps below





3. The **Citrix Workspace** App application is installed and ready to use. Tap Open as shown below.



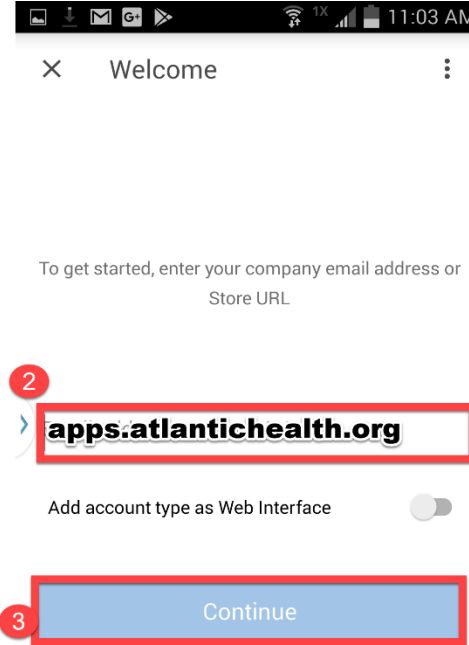
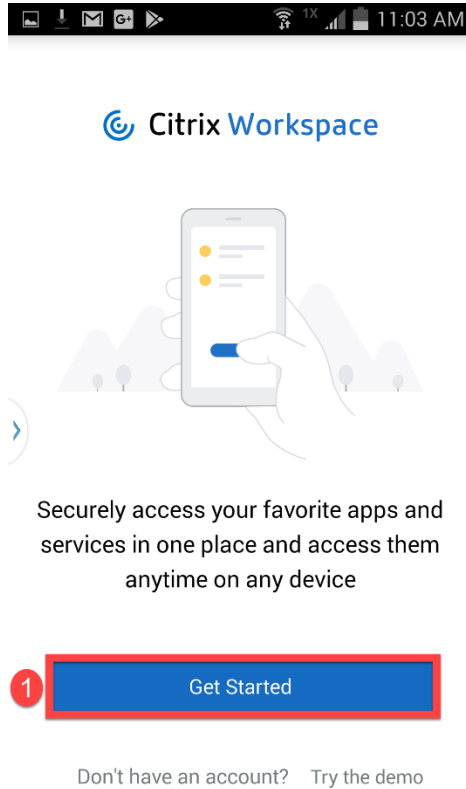


4. Once Open for the first time Tap **"Don't Allow"** then **"Got it"** as shown below



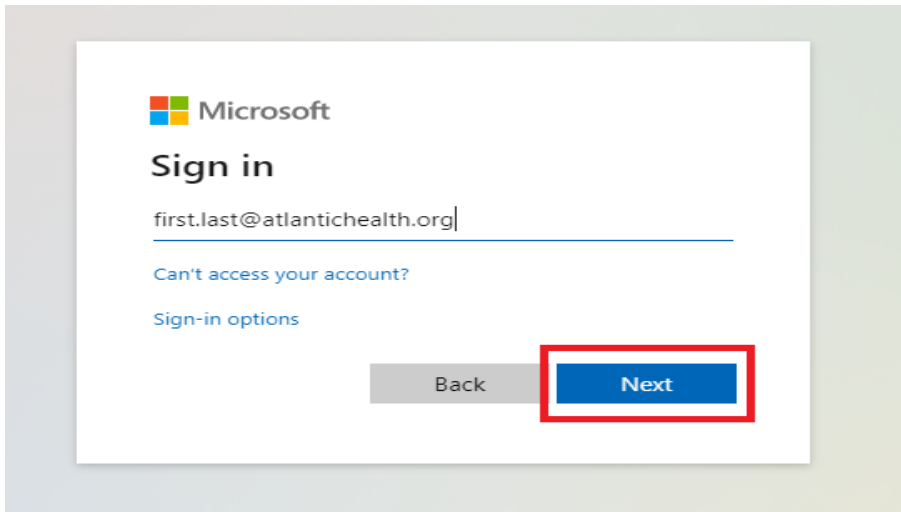


5. Tap on **"Get Started"** then on the next page enter: [apps.atlantichealth.org](https://apps.atlantichealth.org) then Tap **"Continue"** as shown below

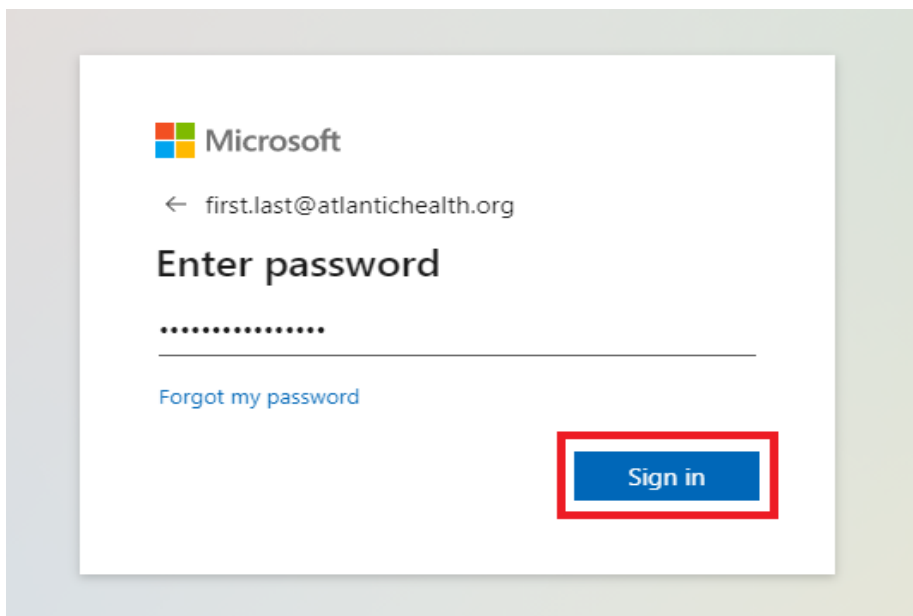




6. After clicking "Continue" you will be prompted to sign in. Enter your **AHS email address** and click **Next** as seen below.




7. On the next page enter your **AHS Domain Password** and click on **Sign In** as seen below:





8. If prompted for **MFA Authentication** respond to the MFA request to proceed beyond the next screen shown below



**NOTE: If MFA is configured for a phone call, you will receive a phone call. This phone call may come from 973-971-7462 or "NO CALLER ID"**



9. On the next screen you will be prompted to stay signed in. If you would like to remain signed in on this device click **Yes** as seen below





10. Then the following Page will appear select the application you want to access.

**Note:** If you don't see the application you want to access Please contact CSC at [973-971-7272](tel:973-971-7272).

